



Date: _____

Time allowed: 15 minutes



Grammar: • *First, next, then, finally*
• *Use ... to*
Usage: Writing steps

Grammar

A Amy is reading the steps on making a photo frame. Fill in the blanks with the words in the box. Suggested time: 3 minutes

Finally First Next After

- _____, measure two rectangles of the same size on a piece of cardboard and cut out the shapes. They are cardboard A and cardboard B.
- _____, cut out a rectangle in the centre of cardboard A.
- _____ that, stick the three sides of cardboard A on cardboard B.
- _____, decorate the photo frame with stickers or colour pencils.

B Amy's mother is telling Amy how to use the tools to make the photo frame. Look at the pictures and fill in the blanks with the correct forms of the words in the box.

Suggested time: 4 minutes

cut decorate stick draw measure



1. Use a ruler _____
_____ the photo.



2. Use a pencil _____
_____ a rectangle
on the cardboard.



3. Use a craft knife _____
_____ the
cardboard.



4. Use the glue _____
_____ the two
pieces of cardboard together.




5. Use some stickers _____
_____ the photo frame.

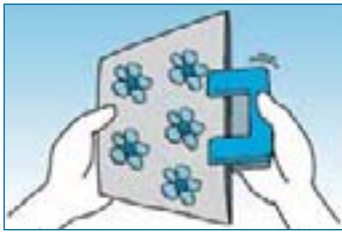


Smart Tip A 'Next' and 'after that' have similar meanings and are interchangeable.

Usage

C Amy is writing the steps on making a paper bag. Write 1–6 in the boxes to put the pictures in the correct order. Write the steps using the words under the pictures in complete sentences.  Suggested time: 8 minutes

How to make your own paper bag



After that / a hole punch / make two holes on the top of each side of the bag



Finally / two short ribbons / make the handles of the bag



Next / the glue / stick the two edges of the paper together



1 First / a pencil / draw the shape of the paper bag on a piece of paper



After that / coloured pencils / draw patterns on the paper



Then / scissors / cut out the shape of the paper bag

Steps:

e.g. First, use a pencil to draw the shape of the paper bag on a piece of paper.

1. _____
2. _____
3. _____
4. _____
5. _____



C Use imperatives to write the instructions.



Reading: A tapescript
Vocabulary: Things in the kitchen

Date: _____

Time allowed: 15 minutes

Reading

Suggested time: 7 minutes

Carol listened to her favourite cooking programme on the radio. Read the tapescript of the programme carefully.

Good morning, everyone. Welcome to *Cooking Fun*. I am Mrs Ma. Have you tried my mango pudding recipe last week? Was it easy to make? Today I will teach you another simple and healthy dessert. It's the jelly cup!

All you need is just a large bowl, several cups, a box of jelly powder, a cup of hot water and a cup of cold water. You can find different flavours of jelly powder in the supermarket — orange, strawberry, pineapple and mango. For me, I like strawberry flavour best. Also, I have prepared some chopped fruits to eat with the jelly. They will make the jelly healthier, prettier and, needless to say, tastier, too! Ready? Let's get started!

First, pour the jelly powder into the large bowl and mix it with the hot water. The hot water will dissolve the jelly powder very quickly. When all the jelly powder is dissolved, pour a cup of cold water into the bowl. Stir it slowly with a spoon. The cold water will cool down the hot jelly water. Then, pour the jelly water evenly into the jelly cups. Don't fill them up.

Next, I will put the chopped fruits into the jelly cups. Finally, put the jelly cups into the fridge. After two hours, the yummy desserts will be ready to eat!

A Sandy is asking Carol about the programme. Answer the questions in complete sentences. Suggested time: 7 minutes

1. Sandy: What did Mrs Ma teach us to make last week?

Carol: _____

2. Sandy: What cooking tools do I need for the recipe?

Carol: _____

3. Sandy: What is Mrs Ma's favourite jelly flavour?

Carol: _____



A2 There are altogether three types of cooking tools mentioned in the tapescript.

4. Sandy: Why didn't Mrs Ma fill up her jelly cups?


Carol: She needed _____

5. Sandy: Why does Mrs Ma prepare some chopped fruits to eat with the jelly?

Carol: _____

6. Sandy: How long do I need to keep the jelly cups in the fridge before I can eat them?

Carol: _____

B Carol is writing Sandy the steps of making the jelly cups. Fill in the blanks with ONE word. Use the words in the tapescript.  Suggested time: 3 minutes

1. _____ the jelly powder with the hot water in a large bowl.
2. Pour the cold water into the bowl and _____ the jelly water.
3. Pour the jelly water into the jelly cups. Remember to pour it _____.
4. _____ the fruits into the jelly cups.
5. Freeze the cups in the _____.

Vocabulary

C Sandy sees the following things in the kitchen. Fill in the blanks with the words in the box.

frying pan bottle-opener chopping board knife toaster microwave oven



1. A _____



2. A _____



3. A _____



4. A _____



5. A _____



6. A _____



Smart Tip

A6 Add the preposition 'for' when you talk about the length of time you need to do something.



Drill 3



Grammar: • Gerunds after *enjoy*, *hate*, *like* and *dislike*
 • *And*, *but* and *so*
Usage: Completing a note

Date: _____

Time allowed: 15 minutes

Grammar

A Thomas is telling his class what he likes and dislikes. Fill in the blanks with the correct forms of the words in the brackets. Suggested time: 4 minutes

Hi everyone! I am outgoing and I hate e.g. staying (stay) at home during the weekends and holidays. I like (1) _____ (play) sports with my friends. I enjoy (2) _____ (swim) in the sea with them in summer. I am quite impatient so I dislike (3) _____ (make) handicrafts. I like (4) _____ (eat) vegetables and fruits so I bring my own lunchbox to school every day. Every Sunday is my family day. My father dislikes (5) _____ (waste) time on computer games so he often takes us around Hong Kong when he has time. I enjoy (6) _____ (spend) time with my family.

B Thomas is writing in his blog about what he did with his friends last weekend. Underline the correct answer. Suggested time: 3 minutes

12 March Monday


Last weekend, my friends and I wanted to do some outdoor activities (1) (but / so) we went cycling in Tai Po. We did not have our own bicycles (2) (but / so) we rented them from a bicycle shop. We looked at the map (3) (and / but) decided to ride to the reservoir nearby. There were many cars on the road (4) (so / but) we rode very carefully.

We arrived at the reservoir after thirty minutes. The view from the reservoir was very beautiful (5) (but / so) we took a lot of photos there. Simon wanted to ride further (6) (but / and) most of us were tired. We returned the bicycles to the shop (7) (so / and) went back home. We enjoyed ourselves that day. We will go cycling every month.



A We usually use a gerund after 'hate', 'enjoy', 'like' and 'dislike'.

Usage

C Thomas has interviewed his friends about what they like and dislike. Use the information he has got to complete the report. Underline the correct answers.  Suggested time: 8 minutes

	Daniel	Amy	Jerry	Sandy
Read books			×	
Play computer games		×		⊙
Go shopping	×	⊙		
Make models	⊙			×
Watch films			⊙	
Key: ⊙ - like × - dislike				

Daniel:

e.g. He likes making models (so / but) he has many plane and car models at home.

e.g. He dislikes going shopping (and / but) his mother often asks him to go with her.

Amy:

1. She likes _____ (and / but) her favourite shopping mall is Sunny Plaza.

2. She dislikes _____ (but / so) she never loses when she plays.

Jerry:

3. _____ (but / and) Tony Leung is his favourite actor.

4. _____ (so / but) he never goes to the library with me.

Sandy:

5. _____ (and / but) she only plays them once a month.

6. _____ (but / so) she does not want a model for her birthday gift.



Smart Tip

C We use 'but' to link two contrasting ideas.



Drill 4



Reading: A story
Vocabulary: Things in a shopping mall

Date: _____

Time allowed: 15 minutes

Reading

Carol is reading a story. Read the story carefully.

The Best Gift

The coming Sunday would be the Mother’s Day so Kelvin and Sarah went to buy a gift for their mother in the shopping mall.

They first went to a jewellery shop. ‘Mum likes jewellery. She will be very happy if we give her the necklace,’ Sarah said. ‘I think so, but I am afraid that we cannot afford to buy her such an expensive gift. Let’s go to another shop,’ Kelvin said. Sarah was disappointed.

Then they went to a candy shop. The shop was full of different kinds of colourful candies. ‘I love eating candies. Let’s buy some to eat on the way,’ Sarah said excitedly. They took an escalator to a book shop after they bought some candies. ‘Mum enjoys reading. We can buy her a book,’ Sarah suggested. ‘Good idea! She likes cooking so we can buy her a cook book,’ Kelvin said.

However, when they looked into their wallet, they found that they had 50 dollars only. The book was 80 dollars. ‘Oh no! We spent too much on the candies!’ Sarah cried. Kelvin saw a box of crayons next to the cashier. It was only 30 dollars. He had an idea.

They bought the crayons to draw their mother a card. When she read the card, she smiled and said, ‘This is the best gift I have ever got. Thank you!’

A Answer the following questions in complete sentences. Suggested time: 7 minutes

1. Why did Kelvin and Sarah want to buy their mother a gift?

2. Why did Sarah feel disappointed at the jewellery shop?

3. What does Kelvin and Sarah’s mother like doing?




A3 Kelvin and Sarah’s mother likes doing two things.

4. Why didn't Kelvin and Sarah buy the cook book?

5. What did Kelvin and Sarah give their mother at last?

6. Did Kelvin and Sarah's mother like their gift?


B Where did Kelvin and Sarah buy things in the shopping mall? Tick (✓) the correct boxes.

 Suggested time: 5 minutes




Vocabulary

C Carol is talking about a new shopping mall. Fill in the blanks with the words in the box.

 Suggested time: 5 minutes

escalator toilet lift information desk rink parking lot

1. You can get a shopping guide at the _____.
2. There is a _____ in the shopping mall. You can go ice-skating there.
3. You can use the _____ to go to different floors.
4. There is a _____ on each floor. Remember to wash your hands after you use it.
5. The _____ of the shopping mall is big. It has 200 parking spaces.
6. You can also use an _____ to go to different floors. Remember to hold the handrail when you use it.

 **Smart Tip** **B** Kelvin and Sarah bought things in two shops.



Drill 5



Grammar: • Prepositions after *made*
• Gerunds after *used for*

Usage: Completing descriptions

Date:

Time allowed: 15 minutes

Grammar

A Sandy is reading a poster about a sale. Fill in the blanks with 'of', 'in', 'with' or 'by'.

🕒 Suggested time: 4 minutes

Annual Crazy Sale



This elegant dress is made e.g. by hand (1) _____ Japan.



These chopsticks are made (2) _____ wood (3) _____ Thailand.



This card is made (4) _____ recycled paper (5) _____ hand.



Try this Black Forest made (6) _____ Belgium chocolate and fresh cherries.



This scarf is made (7) _____ silk (8) _____ machine.



This ice-cream is made (9) _____ low fat milk and fresh fruit.

B Sandy is telling her little brother what the following things are used for. Fill in the blanks with the correct forms of the words on the right. 🕒 Suggested time: 4 minutes

e.g. These hangers are used for hanging clothes.

1. This candle holder is used for _____ candles.

2. This bottle opener is used for _____ bottles.

3. These stickers are used for _____ the wall.

4. These photo albums are used for _____ photos.


5. This knife is used for _____ fruit.

- keep
- hold
- cut
- open
- hang
- decorate



A We use 'made with' to talk about something made from more than one material which cannot be seen from its appearance.

Usage

C Sandy and her friends are talking about their favourite things. Complete the descriptions with the words in the brackets.  Suggested time: 7 minutes



e.g. This jewellery box is made by hand in Sweden.
(hand / Sweden)
It is used for keeping necklaces and bracelets.
(keep necklaces and bracelets)



1. This bag is made _____.
_____. (old clothes / my mother)
It is used for _____.
_____. (carry goods when I go shopping)



2. This box is made _____.
_____. (recycle paper / China)
It is used for _____.
_____. (store my toys)



3. This hat _____.
_____. (wool and cotton / machine)
It _____.
_____. (keep me warm in winter)



4. These colour pens _____.
_____. (wood / Japan)
They _____.
_____. (draw pictures)



5. This ink brush _____.
_____. (my hair / my grandfather)
It _____.
_____. (write Chinese calligraphy)



Smart Tip C3 'Wool' is the fur of sheep. We usually use it in clothing.



Integrated Test 1

Date:

Time allowed: 40 minutes



- Revision on Drills 1 to 5
- Writing about your shopping experience

Reading (26 marks)

Jerry is reading the back cover of a book. Read the back cover carefully.

100 Creative Gifts

It is always hard to choose the right gift for your family and friends. You need to think about their hobbies, the price and most importantly, it must be unique enough that your friend will not receive the same gift from others. What about making a gift by yourself?

In *100 Creative Gifts*, Josephine White, a famous gift designer, teaches you how to make simple but thoughtful gifts. Josephine has been a gift designer for five years. She never uses wasteful materials in her designs. For example, this book is made of recycled paper. Can you imagine that an empty cookie box can become a beautiful jewellery box? Have you thought about using used cans and bottles to make elegant vases?

You may ask: can a beginner like me read this book? Certainly! To spread the joy of making gifts by hands to people of all ages, all gifts are easy to make and are guided with clear steps and illustrations. All you need is just a pair of scissors, a bottle of glue and a creative mind. So, what are you waiting for? Jump into the world of DIY and feel the fun!

Athens Press

A Answer the following questions.  Suggested time: 10 minutes

1. The back cover of this book tells the readers (2 marks)
 - A. how to choose a gift.
 - B. who the author is.
 - C. what the author will teach them in this book.
 - D. how to make gifts by hand.

2. Which of the following is NOT important about a gift? (2 marks)

- A. whether the gift is expensive or not
- B. whether the gift is heavy or not
- C. whether the receiver will like it or not
- D. whether the gift is special enough or not

3. What does Josephine White do? (2 marks)

- A. She writes books.
- B. She makes cookies.
- C. She teaches people to make gifts.
- D. She designs gifts.

4. Which of the following materials is NOT mentioned in the back cover? (2 marks)



A.

B.

C.

D.

5. What will the readers learn in this book? (2 marks)

6. How can we know Josephine White loves the environment? (2 marks)


7. Why is this book suitable for everyone? (4 marks)

8. What kinds of tools do you need to make the gifts taught in this book? (4 marks)

9. Decide whether the sentences are true (T) or false (F). (6 marks)

a.	Josephine White is the author of <i>100 Creative Gifts</i> .
b.	All the gifts in <i>100 Creative Gifts</i> are made of useless materials.
c.	There are only words in <i>100 Creative Gifts</i> .

Vocabulary (12 marks)

B Thomas met Amy in the shopping mall. They are chatting with each other. Fill in the blanks with the words in the boxes.  Suggested time: 4 minutes

escalator	toaster	knife
information desk	bottle-opener	parking lot

Thomas: Hi, Amy! What are you doing here?

Amy: Hi, Thomas! I am waiting for my parents. My dad is finding a parking space in the (1) _____ and my mum is shopping in the kitchenware shop.

Thomas: What is your mother looking for?

Amy: She is looking for a new (2) _____ because the old one is not sharp enough to cut food. Also, our (3) _____ broke down. We could not make toasts for breakfast so Mum came here to buy a new one.

Thomas: I need to buy a new (4) _____ too. I lost the old one and could not open the bottles of soft drink. Do you know where the shop is?

Amy: I am not sure. Why don't you go to the (5) _____ and ask about it?





Thomas: Good idea! But where is it?


Amy: It is on the second floor. You can use the (6) _____ to go there.

Thomas: Got it! Thanks, Amy. See you at school tomorrow!

Grammar and Usage (42 marks)

C Carol is looking at the descriptions of some art crafts in an art exhibition. Fill in the blanks with 'of', 'in', 'with' or 'by'. (10 marks)  Suggested time: 4 minutes

	<p>This toy car is made (1) _____ cola cans. It is made (2) _____ a nine-year-old student. It is made (3) _____ hands.</p>
	<p>This paper craft is made (4) _____ recycled newspaper and magazines. It is made (5) _____ Japan.</p>
	<p>This toy house is made (6) _____ a group of young artists. It is made (7) _____ old furniture.</p>
	<p>This precious necklace is made (8) _____ India. It is made (9) _____ some rare shells (10) _____ hands.</p>

D Carol went to the shopping mall later. A shopkeeper is talking to her. Fill in the blanks with the correct forms of the words in the box. (14 marks)  Suggested time: 4 minutes


cut make polish wash clean keep carry

- This machine is used for _____ dishes. It uses hot water.
- You can use this towel to _____ the windows without using chemicals.
- You can use this machine to _____ your shoes.
- This machine is used for _____ coffee and hot chocolate.
- You can use these gloves to _____ hot dishes.
- Young children can use this knife to _____ vegetables and fruit.
- This jacket is used for _____ the body warm in a cold environment.

E Carol is meeting her friends. They are talking about their plan next weekend. (18 marks)


a. Complete the sentences using the words in the brackets in Part A; (2 marks @)

b. Match the sentences in Part A and Part B. (1 mark @)

 Suggested time: 6 minutes

Part A		Part B
(enjoy / read books) e.g. I <u>enjoy reading books</u>	(b)	a. but I will go to watch my brother's match next weekend.
(hate / watch films) 1. I _____	()	b. so I will go to the book fair next weekend.
(like / play computer games) 2. I _____	()	c. and I will try a new recipe next weekend.
(hate / go shopping) 3. I _____	()	d. but I will go to the cinema with my family next weekend.
(like / listen to music) 4. My sister and I _____ _____	()	e. and I will go to buy the latest game next weekend.
(dislike / play football) 5. I _____	()	f. so we will go to see a piano concert next weekend.
(enjoy / make cookies) 6. I _____	()	g. but I will go to the shopping mall to buy my mother a birthday gift next weekend.

Writing (20 marks)

F Daniel is writing about his shopping experience last weekend. Read the passage and write about your shopping experience. Write about 70 words.  Suggested time: 12 minutes

Last Sunday, I went shopping with my sister in Festival Walk. We went there to buy a birthday gift for my grandmother. First, we went to a gift shop and bought a photo frame for her. It is made of wood in Thailand. After that, we went to have afternoon tea at a café nearby. Then, we spent the rest of the time in a bookshop. Finally, we returned home for dinner at about six.

- Writing hints:**
- Where did you go shopping?
 - Who did you go shopping with?
 - What did you buy?
 - What is it / are they made of?
 - What else did you do in the shopping mall?
