




Positions


Date: _____
 Score: _____



Basic Questions




1. Read the instructions. Circle the answer.

(a) Circle the person or animal over  in blue.

(b) Circle the person or animal under  in red.



2. Circle the answers.

(a) *  /  /  is on the left.





(b) *  /  /  is on the right.




3. Circle the answers.

(a)  is * over / under .

(b)  is * over / under .

(c) *  /  is between  and .







4. Circle the answers.

(a)  is * in front of / behind .

(b)  is * in front of / behind .


(c)  is * in front of / behind .









(d) *  /  is between  and .



★ Questions


5. Are the following descriptions correct? If so, put a '✓' in the box; if not, put a '✗' in the box.



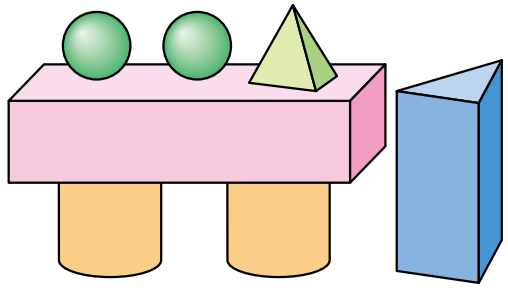
- (a)  is on the left.
- (b)  is on the left.
- (c)  is between  and .
- (d)  is between  and .






6. Are the following descriptions correct? If so, put a '✓' in the box; if not, put a '✗' in the box.


- (a) Bill is behind Mira.
- (b) Jay is between Robin and Mira.
- (c) Mira is between Robin and Bill.



7. Fill in the blanks.



- (a)  is _____ .
- (b)  is on the _____.
- (c)  is _____ .



15. There is a packet of sweets. When counting the sweets in groups of 5, we need to count 2 times. When counting the sweets in groups of 2, how many times do we need to count?

- A. 2
 C. 5

- B. 4
 D. 10

16.



Estimate: By counting in groups of _____, there are about
 * 30 / 40 / 50 stars. (* Circle the answer)

Self-Assessment

- Correct
 Incorrect

4

4

Check

Self-Assessment Table

	Fair	Good	Great
① Basic addition	(0-1)	(2-3)	(4-5)
② Basic subtraction	(0-1)	(2-3)	(4-5)
③ Numbers to 100	(0-1)	(2-3)	(4)
④ Counting methods	(0-1)	(2-3)	(4-5)

(Based on the number of questions that answered correctly, colour the appropriate face.)




Challenging Common Mistakes

Date: _____

Challenge 1

1.



The cow is _____ the goat.

The rabbit is _____ the goat.

Similar question: P.4 Q4

What's wrong?


Some pupils fail to determine the correct positions with respect to the reference point.

How to do it?

Recognise the use of 'over' and 'under', 'left' and 'right', 'in front of' and 'behind' to describe relative positions of objects.

2.



If  is in the third place,

then  is in the _____ place.

Similar question: P.11 Q5

What's wrong?

Some pupils fail to determine the correct order with respect to the reference point.

How to do it?

Pay attention to the question. Determine which direction to start counting from.

Challenge 2

3. There are 8 sweets in a can. Terry eats 5 of them. Then, _____ sweets are left in the can.

Similar question: P.27 Q5

What's wrong?

A few pupils misuse addition to solve the subtraction problem.

How to do it?

Pay attention to the word 'left' in the problem. This usually stands for the result of subtraction.



Positions

position	位置
over	上面
under	下面
left	左面
right	右面
in front of	前面
behind	後面
between	之間

Numbers to 20

more than	多於
fewer / less than	少於
larger / greater than	大於
smaller than	小於
counting onwards	順數
counting backwards	倒數
odd number	奇數 / 單數
even number	偶數 / 雙數
the first	第一
the second	第二
the third	第三
the fourth	第四
the fifth	第五


the sixth	第六
the seventh	第七
the eighth	第八
the ninth	第九
the tenth	第十
the eleventh	第十一
the twelfth	第十二
the thirteenth	第十三
the fourteenth	第十四
the fifteenth	第十五
the sixteenth	第十六
the seventeenth	第十七
the eighteenth	第十八
the nineteenth	第十九
the twentieth	第二十

Making 2 to 18

composition	合成
P and Q make R	P 和 Q 合成 R
P plus Q equals R	P 加 Q 等於 R
decomposition	分解
R can be split into P and Q	R 可分成 P 和 Q
R minus P equals Q	R 減 P 等於 Q
addition sign	加號

Unit Test

Length and distance

Name: _____
 Class: _____ ()
 Date: _____
 Time: 10 min 

Learning Objectives

- ① Recognise the concept of length
- ② Recognise the concept of distance
- ③ Compare lengths and distances in improvised units




Self-Assessment
 Correct
 Incorrect

1. (a) is wider.

A.

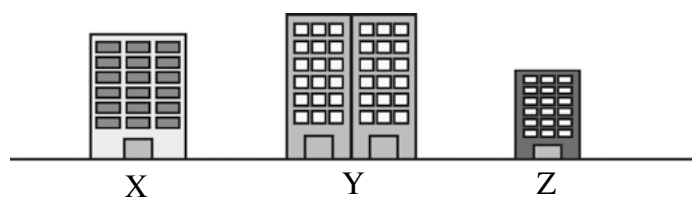


B.



(b) is narrower.


2.



Which of the following is the order of the three buildings from the tallest to the shortest?

- A. Y, Z, X
- B. Y, X, Z
- C. X, Z, Y
- D. Z, X, Y

3.



(a) Which is the farthest from ? Join them with a straight line.

(b) Which is the nearest to ? Colour it.

 ①

①

①

②

②