

1 Imperatives



Grammar in a Minute

We use imperatives to show a command or an order.

e.g. **Sit** down.

Be quiet!

Do your homework now.

Draw lines to match each imperative to the correct picture.

1 Turn off the tap. •

2 Queue up here. •

3 Stop talking and take out your textbooks. •

4 Pick up the rubbish. •

5 Don't run! •


• A.




• B.



• C.



• D.



• E.



2 Modals



Grammar in a Minute

We use modals to say if something is possible to be done, to ask for permission or to say if it is necessary to do something.



A frog **can** swim.
It **can** hop.
It **cannot** fly.



May I walk to school with you?
Yes, you **may**.



The rhino is an endangered animal. We **should** learn to protect it.



We **must** obey the rules.
We **must not** fish here.

Circle the most suitable answers.

- 1 I learn two languages in school. I (can / may) speak both Chinese and English.
- 2 (May / Must) I play with my friends in the park, please?
- 3 (May / Should) I have a piece of paper? I want to draw a picture.
- 4 Are you hungry? I (must / can) make some pancakes for you.
- 5 The hens (cannot / can) lay eggs.
- 6 You (may / must) wear seat belts in a car.

Tip!

We use 'must' to talk about rules.

3 Fruit



Look at each picture. Fill in the blank with the correct word from the box.

cherry

peach

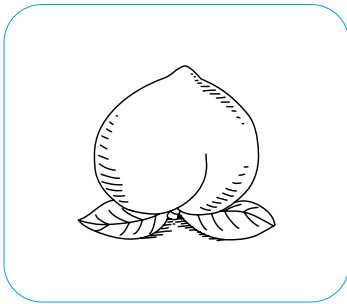
kiwi

papaya


mango

watermelon


1



2




3



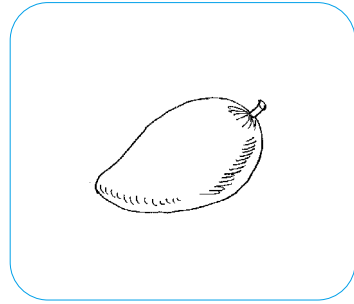
4



5



6



STREAM

Science

Technology

Reading

Engineering

Arts

Maths

Activity: How Fruits Grow

Steps

- 1) Fruits grow from different types of plants, *e.g.* trees, vines and bushes. Go to the library or check the Internet to find more information about how fruits grow.
- 2) Draw a flow chart of how fruits grow. What causes fruits to grow on plants? What is the process? Share your findings with your parents or friends.

